


| Product Code | Description |
|--------------|--|
| JC262L-2-W | 10A 250V 2 Gang 2 Way Retractive Switch With LED |



JC262L-2-W-LTP



Product back view

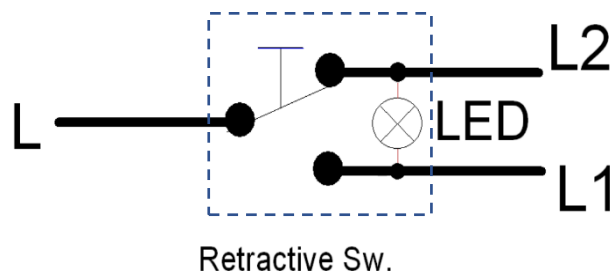
Technical Specification

- Rated Voltage: 250VAC, 50/60Hz
- Rated Current: 10A
- LED Voltage: 250V*
- LED Indicator: Blue*
- Recommended wire size:
1.5mm² ~ 2.5mm²
- Fix Centre: 60.3mm
- Fix Screws: M3.5 x 0.6 x 25mm±

With Lavina '95 Frame: JC1401

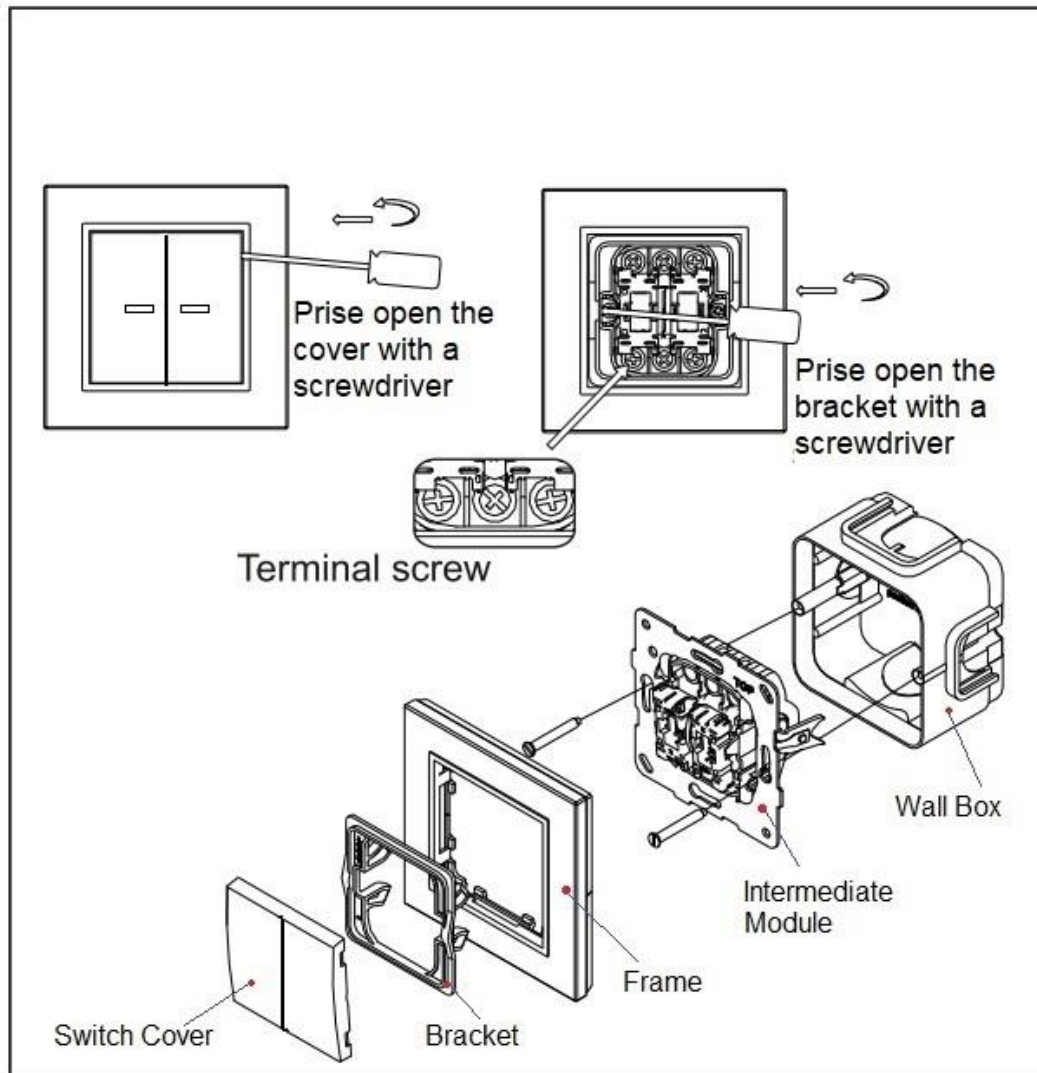
- Dimensions: 95x95x10mm (WxHxD)
- Mounting box: >40mm depth
 - J1040, flush mounting, plastic
74.5 x 74.5 x 42mm (W x H x D)
 - M1050, flush mounting, metal
75.5 x 64 x 50mm (W x H x D)
- Comply to Standards:
IEC 60669-1
GB/T 16915.1



LED Indicator Connection (Internal):



*For other LED voltages (e.g. 12V, 24V) or colours – please contact T&J Sales representative

Mounting Diagram (for reference)



| Product Code | Colour |
|---|--|
| JC262L-2-W-LWH |  Matt White |
| JC262L-2-W-LBL |  Matt Black |
| <i>For other colours, please contact T&J Sales representative</i> | |